



**Robust. Reliable.
Energy Efficient**

RR Global, a part of Ram Ratna Group, is a leading conglomerate in the Electrical industry and a global manufacturer. We collectively engineer every electrical need of a modern society through the four business lines, we operate in:

- **Wires and Cables (RR Kabel)**
- **Winding Wires (RR Shramik)**
- **Electrical Consumer Durables and Accessories (RR Electric)**
- **Electro-Mechanical Multilevel Car Park Solutions (RR Parkon)**

The group has a turnover of ` 4300 Cr. We proudly lead the way in all aspects of innovative, well-engineered solutions that are integrated into the highest quality products. A conglomerate with many group companies, Ram Ratna Group is headquartered in Mumbai, with corporate office in Baroda and has presence across India and abroad with 1 plant each in Bangladesh, Nepal and Middle East and 9 world-class manufacturing facilities in India.

ABOUT RR ELECTRIC

Ram Ratna Electricals Limited (RREL) is subsidiary of RR Global which is engaged in the production and distribution of the following products under the brand name RR Electric.

The products on offer are sleek designed and features, that compare with the best. Superior performance and of course the safety and reliability that have been the hallmark of RR over the years. It's our way of making life just a little more comfortable for the Indian consumer.

Product range comprises of:

Fans:

It has a wide range for both domestic and industrial customers. The range encompasses of the entire spectrum from ceiling, wall, table fans, pedestal, domestic exhaust fans and industrial fans.

RR Electricals is proud to launch **Super Power Saver 28W Ceiling Fan** under the brand name **"MH Classic"**- India's **Lowest Wattage Branded Ceiling Fan**. This Super Power Saver Ceiling Fan comes with **service value of 8.0 plus**. It saves 60% power compared to a conventional fan and hence your Fan becomes FREE in 9 months**.

Appliances:

Appliances comprise of a range of Water Heaters, Electric Irons, Immersion Rods, Room Heaters, Room Coolers etc.

Switches:

It has a wide range for both domestic and industrial customers. Launched the first of its kind "Design it Yourself" switches which are very well received and appreciated by the market. We have also designed and launched one of its kind in India - a 3 plate switches with transparent options in them.

LED Lighting:

It covers a comprehensive range of LED Lighting for domestic, industrial and outdoor applications. The product range comprises of LED Bulbs, Tube lights, Panel lights, Downlights, Flood lights, Hi-Bay, Bollard lights, Street Lights along with Poles etc. The product mix meets the requirements of both B2B and B2C customer for the value of money. Our products come with warranty and are backed by an efficient customer service team. We constantly strive towards innovation and improvisation of our various products and offerings.

CEILING FANS



- Latest & best technology •
- Unique design • Value for money



STRILLARE Ceiling Fan



PROCELLA Ceiling Fan



Chocolate
Brown Chrome



FEATURES

- ⊗ Electroplated motor covers, canopy, blade bracket & down rod
- ⊗ Chrome plated 5 aluminum blades
- ⊗ Innovative designed light kit assembly
- ⊗ 14 pole powerful motor
- ⊗ Super silent operation

SWEEP	POWER	SPEED	AD
1200 MM	72 W	330 RPM	203 CMM



White Chrome



White



FEATURES

- ⊗ Finish to suit modern interiors
- ⊗ Antique finish motor body & 4 blades
- ⊗ Innovative designed light kit assembly
- ⊗ 14 pole powerful motor
- ⊗ Super silent operation

SWEEP	POWER	SPEED	AD
1200 MM	75 W	330 RPM	203 CMM



Antique Finish



Metallic Brown

FEATURES

- ⊕ Premium fan with full antique brass & metallic brown finish
- ⊕ Elegant look
- ⊕ antique brass bottom show cap
- ⊕ Precisely balanced aerodynamically designed blades

SWEEP	POWER	SPEED	AD
1200 MM	75 W	340 RPM	210 CMM



Antic Brass



Antic Brass

FEATURES

- ⊕ Electroplated motor covers, blade set, down rod & canopy,
- ⊕ 14 pole powerful motor
- ⊕ Super silent operation
- ⊕ Innovative design
- ⊕ Also available in antic steel colour

SWEEP	POWER	SPEED	AD
1200 MM	72 W	350 RPM	210 CMM



Antic Copper



White

FEATURES

- ⊗ Ornately designed blade with trims & ring
- ⊗ Available in powder coated finish
- ⊗ Aluminium die cast motor & blades
- ⊗ Powerful motor ensures longer life
- ⊗ Elegant look

SWEEP	POWER	SPEED	AD
1200 MM	77 W	350 RPM	215 CMM



Ivory



Metallic Black



FEATURES

- ⊗ Elegant designed with decorative ring & trim
- ⊗ Air delivery for 230 cu.m/min
- ⊗ Aluminium blade to avoid corrosion
- ⊗ Strong motor with high air delivery
- ⊗ Aluminium die cast motor body

SWEEP	POWER	SPEED	AD
1200 MM	75 W	380 RPM	235 CMM



Pearl White



Marine Blue



Champagne Rose



FEATURES

- ⊕ Ornately designed blade trims & ring gives a look of elegance
- ⊕ Available in attractive metallic paint finish
- ⊕ Aluminum die cast motor & blades
- ⊕ Powerful motor ensures longer life
- ⊕ Elegant air delivery

SWEEP	POWER	SPEED	AD
1200 MM	74 W	330 RPM	245 CMM

FEATURES

- ⊕ Strong 14 pole motor for silent operation
- ⊕ Precisely balanced aerodynamically designed blades
- ⊕ Aluminum die cast motor & blades
- ⊕ Innovative styling
- ⊕ High air delivery

SWEEP	POWER	SPEED	AD
1200 MM	75 W	330 RPM	230 CMM



Chestnut Brown



Steel Grey



Caramel Gold



Caramel Brown



Pearl White



Granite Grey



Brown



FEATURES

- ⊕ Precisely balanced aerodynamically designed blades
- ⊕ Gorgeous shape & matching canopy with gold ring
- ⊕ Aluminum die cast motor & blades
- ⊕ Robust motor with high air delivery

SWEEP	POWER	SPEED	AD
900 MM	68 W	430 RPM	160 CMM
1050 MM	70 W	400 RPM	190 CMM
1200 MM	72 W	380 RPM	230 CMM
1400 MM	78 W	300 RPM	250 CMM



Ivory

White

Matt Brown

Champagne Topaz

Pearl White

FEATURES

- ⊕ Wider, aerodynamically designed aluminium blades for effective air circulation
- ⊕ Powerful motor ensures longer life & higher air thrust
- ⊕ Exotic blade trims & body ring
- ⊕ Superior air delivery

SWEEP	POWER	SPEED	AD
1200 MM	75 W	380 RPM	230 CMM



Persian Blue

Caramel Gold

White



FEATURES

- ⊕ Precisely balanced aerodynamically designed blades
- ⊕ Suitable for low voltage operation
- ⊕ Aluminium die cast motor & blades

SWEEP	POWER	SPEED	AD
1200 MM	74 W	380 RPM	215 CMM

FEATURES

- ⊕ Precisely balanced aerodynamically designed blades
- ⊕ Gorgeous shape & matching canopy with gold ring
- ⊕ Aluminium die cast motor & blades
- ⊕ Robust motor with high air delivery

SWEEP	POWER	SPEED	AD
1200 MM	75 W	380 RPM	230 CMM



Ivory



White



Matt Brown



Granite Grey



Champagne Topaz



FEATURES

- ⊕ Precisely balanced aerodynamically designed blades
- ⊕ Suitable for low voltage operation
- ⊕ Aluminium die cast motor & blades

SWEEP	POWER	SPEED	AD
600 MM	60 W	850 RPM	105 CMM
900 MM	68 W	440 RPM	150 CMM
1050 MM	70 W	410 RPM	175 CMM
1200 MM	74 W	380 RPM	215 CMM
1400 MM	76 W	290 RPM	240 CMM

FEATURES

- ⊕ Precisely balanced aerodynamically designed aluminium blades
- ⊕ Strong 14 pole motor for silent operation & longer life
- ⊕ Aluminium pressure die cast motor body
- ⊕ 5 star rated fan, with IS-374 specification
- ⊕ Service value above 4.2

SWEEP	POWER	SPEED	AD
1200 MM	50 W	345 RPM	210 CMM



India's Lowest Wattage Branded Ceiling Fan



Lustre Brown



Lustre Brown



FEATURES

- ⊕ **28 watts** super power saver
- ⊕ **Service value of 8.0**
- ⊕ Save 60% power compared with conventional ceiling fan
- ⊕ Saves 40% power compared to bee 5 star rated fan
- ⊕ The fan runs on full speed in low voltage
- ⊕ Silent working on inverter also

Your fan cost will be
RECOVERED
in 9 months**

** SAVING-ENERGY SAVER FAN

Features	ISI-BEE 5 Star Fan	RR MH Classic Fan	Saving
Electricity Consumption Per Hour	50W	28W	22W
Running per day	12 Hrs.	12 Hrs.	
Consumption per day	600W	336W	264W
Consumption in Month (30 Days)	18KW	10.08KW	7.92KW
Running Cost@8/per KW in Month	₹ 144/-	₹ 80.46	₹ 63.54
Running Cost @8/per KW in 8 months	₹ 1152/-	₹ 644/-	₹ 508/-

Annual Saving: ₹ 508/-
Saving in 10 Yrs : ₹ 5080/- Approx

SWEEP	POWER	SPEED	AD
1200 MM	28 W	335 RPM	225 CMM



White

FEATURES

- ⊕ Decorative ceiling fan
- ⊕ Aluminium pressure die cast motor body
- ⊕ Strong motor with high air delivery
- ⊕ Double ball bearings for smooth operation
- ⊕ Powder coated surface finish for better scratch resistance

Also available in aluminium blade (FLOMAX DLX+)

SWEEP	POWER	SPEED	AD
1200 MM	74 W	380 RPM	215 CMM



Ivory



White



Brown



FEATURES

- ⊕ Powder coated surface finish for better scratch resistance
- ⊕ Strong motor with high air delivery

Also available in aluminium blade (FLOMAX DLX)

SWEEP	POWER	SPEED	AD
1200 MM	75 W	380 RPM	215 CMM
1400 MM	75 W	290 RPM	245+ CMM



White



Ivory




FEATURES

- ⊕ New indexing feature for better movement Of fan for up & down position
- ⊕ Telescopic arrangement for height adjustment upto 150 mm
- ⊕ Sleek switch panel & square base to add elegance to the room
- ⊕ Unique strong, tough base design & decorative style
- ⊕ Available in 400 mm sweep size
- ⊕ Aerodynamically designed pp blades
- ⊕ Oscillation 90° / with 1350 rpm

Also available in high speed (2000 rpm in abs blades)

SWEEP (MM)	POWER	SPEED	AD
400 (NS)	60 W	1350 RPM	70 CMM
400 (HS)	110 W	2000 RPM	100 CMM






FEATURES

- ⊕ New indexing feature for better movement Of fan for up & down position
- ⊕ Telescopic arrangement for height adjustment upto 150 mm
- ⊕ Sleek switch panel & round base to add elegance to the room
- ⊕ Unique strong, tough base design & decorative style
- ⊕ Available in 400 mm sweep size
- ⊕ Aerodynamically designed pp blades
- ⊕ Speed - 1340 RPM


SWEEP (MM)	POWER	SPEED	AD
400 (NS)	60 W	1350 RPM	70 CMM
400 (HS)	110 W	2000 RPM	100 CMM



FEATURES

- ⊕ New indexing feature for better movement Of fan for up & down position
- ⊕ Telescopic arrangement for height adjustment upto 150 mm
- ⊕ Sleek switch panel & square base to add elegance to the room
- ⊕ Unique strong, tough base design & decorative style
- ⊕ Available in 400 mm sweep size
- ⊕ Aerodynamically designed pp blades
- ⊕ Speed - 1340 RPM

SWEEP(MM)	POWER	SPEED	AD
400 (NS)	60 W	1350 RPM	70 CMM
400 (HS)	110 W	2000 RPM	100 CMM







FEATURES

- ⊕ New indexing feature for better movement Of fan for up & down position
- ⊕ Elegant switch box design in abs
- ⊕ Aerodynamically designed balanced abs blades
- ⊕ Jerk free & uniform oscillation

Available Colour :
Blue, White & Translucent Grey


SWEEP(MM)	POWER	SPEED	AD
400 (NS)	60 W	1350 RPM	70 CMM
400 (HS)	110 W	2000 RPM	100 CMM



FEATURES

- ⊕ New indexing feature for better movement Of fan for up & down position
- ⊕ Unique strong, tough base design & decorative style
- ⊕ Available in 400 mm sweep size
- ⊕ Aerodynamically designed pp blades
- ⊕ Oscillation 90° / with 1350 rpm

SWEEP (MM)	POWER	SPEED	AD
400 (NS)	60 W	1350 RPM	70 CMM
400 (HS)	110 W	2000 RPM	100 CMM



90 Degree
Oscillation



Motor Protection
Thermal overload protection drive



Up & Down
Tilt mechanism

FEATURES

- ⊕ New indexing feature for better movement Of fan for up & down position
- ⊕ Unique strong, tough base design & decorative style
- ⊕ Available in 400 mm sweep size
- ⊕ Aerodynamically designed pp blades
- ⊕ Oscillation 90° / with 1350 rpm

SWEEP (MM)	POWER	SPEED	AD
400 (NS)	60 W	1350 RPM	70 CMM
400 (HS)	110 W	2000 RPM	100 CMM



90 Degree
Oscillation



Motor Protection
Thermal overload protection drive

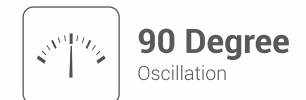




Up & Down
Tilt mechanism

FEATURES

- ⊕ New indexing feature for better movement Of fan for up & down position
- ⊕ Sleek switch panel & square base to add elegance to the room
- ⊕ Unique strong, tough base design & decorative style
- ⊕ Available in 400 mm sweep size
- ⊕ Aerodynamically designed pp blades
- ⊕ Oscillation 90° / with 1350 rpm

SWEEP (MM)	POWER	SPEED	AD
400 (NS)	60 W	1350 RPM	70 CMM
400 (HS)	110 W	2000 RPM	100 CMM



FEATURES

- ⊕ Aerodynamically designed pp blades
- ⊕ Wider abs base with sturdy look
- ⊕ 3 speed control
- ⊕ Jerk free & uniform oscillation
- ⊕ Powder coated guard with 120 ribs


Available Colour :
Blue, White & Translucent Grey

SWEEP (MM)	POWER	SPEED	AD
400 (NS)	65 W	1350 RPM	65 CMM
400 (HS)	85 W	2000 RPM	75 CMM

FEATURES

- ⊕ New indexing feature for better movement Of fan for up & down position
- ⊕ Unique strong, tough base design & decorative style
- ⊕ Available in 400 mm sweep size
- ⊕ Aerodynamically designed pp blades
- ⊕ Oscillation 90° / with 1350 rpm

SWEEP (MM)	POWER	SPEED	AD
400 (NS)	60 W	1350 RPM	70 CMM
400 (HS)	110 W	2000 RPM	100 CMM



Up & Down
Tilt mechanism




90 Degree
Oscillation

FEATURES

- ⊕ New indexing feature for better movement Of fan for up & down position
- ⊕ Unique strong, tough base design & decorative style
- ⊕ Available in 400 mm sweep size
- ⊕ Aerodynamically designed pp blades
- ⊕ Oscillation 90° / with 1350 rpm

SWEEP (MM)	POWER	SPEED	AD
400 (NS)	60 W	1350 RPM	70 CMM
400 (HS)	110 W	2000 RPM	100 CMM



Up & Down
Tilt mechanism




90 Degree
Oscillation

FEATURES

- ⊕ New indexing feature for better movement Of fan for up & down position
- ⊕ Unique strong, tough base design & decorative style
- ⊕ Available in 400 mm sweep size
- ⊕ Aerodynamically designed pp blades
- ⊕ Oscillation 90° / with 1350 rpm

SWEEP (MM)	POWER	SPEED	AD
400 (NS)	60 W	1350 RPM	70 CMM
400 (HS)	110 W	2000 RPM	100 CMM



Up & Down
Tilt mechanism



Motor Protection
Thermal overload protection drive

FEATURES

- ⊕ New indexing feature for better movement Of fan for up & down position
- ⊕ Elegant switch box design in abs
- ⊕ Aerodynamically designed pp blades
- ⊕ Pull string cords for on/off & oscillation Control

SWEEP (MM)	POWER	SPEED	AD
400 (NS)	65 W	1350 RPM	65 CMM
400 (HS)	85 W	2000 RPM	75 CMM



Silent Performance
Not sound



Powerful Motor
For effective weather control

FEATURES

- ⊕ Innovative modern design in stainless steel metal finish
- ⊕ High quality motor for effective weather control

Also available in ivory color

SWEEP	POWER	AD	DUCT SIZE
4"	15 W	140 Cu.m/hr	98 MM ø
6"	20 W	275 Cu.m/hr	145 MM ø

OXYFLO GRL Ventilation Fan



High Speed



Silent Performance
Not sound



Powerful Motor
For effective weather control

FEATURES

- ⊕ Innovative modern design
- ⊕ High quality motor for effective weather control

Also available in black & brown color

SWEEP	POWER	AD	DUCT SIZE
4"	15 W	140 Cu.m/hr	109 MM ø
6"	20 W	275 Cu.m/hr	150 MM ø



FEATURES

- ⊕ Aerodynamically designed metal blades for higher air delivery
- ⊕ Ideal for kitchen/bathrooms
- ⊕ Strong motor delivery air at 1300 RPM

SWEEP	POWER	AD	DUCT SIZE
6"	35 W	330 cu.m/hr	174x174 MM
8"	38 W	570 cu.m/hr	245x245 MM
10"	40 W	750 cu.m/hr	317x317 MM



Silent Performance
Not sound



Powerful Motor
For effective weather control



FEATURES

- ⊕ Innovative modern design suitable for best interiors
- ⊕ High quality motor for effective weather control
- ⊕ Suitable for duct connection

SWEEP	POWER	AD
6"	32 W	410 cu.m/hr
8"	38 W	500 cu.m/hr
10"	40 W	700 cu.m/hr



Silent Performance
Not sound



Powerful Motor
For effective weather control



OXYBREEZ SQR Ventilation Fan



FEATURES

- ⊕ Aerodynamically designed metal blades for higher air delivery
- ⊕ Strong motor delivery air at 1300 RPM
- ⊕ Ideal for kitchen/ bathroom

SWEEP	POWER	SPEED	DUCT SIZE
6"	34 W	2300 RPM	570 Cu.m/hr
8"	38 W	1800 RPM	823 Cu.m/hr



Silent Performance
Not sound



Powerful Motor
For effective weather control



FEATURES

- ⊕ Aerodynamically designed metal blades for higher air delivery
- ⊕ Silent operation, ideal for kitchen/bathrooms
- ⊕ Powder coated finish for long life
- ⊕ **3 blade bush bearing motor**

SWEEP	POWER	AD	DUCT SIZE
9"	45 W	600 cu.m/hr	233x233 MM
12"	65 W	1000 cu.m/hr	317x317 MM



Silent Performance
Not sound



Powerful Motor
For effective weather control

OXYBREEZ EX Ventilation Fan



FEATURES

- ⊕ Aerodynamically designed metal blades for higher air delivery
- ⊕ Powder coated finish for long life
- ⊕ Ideal for kitchen/ bathroom
- ⊕ **4 blade with double ball bearing motor**


SWEEP	POWER	SPEED	AD
9"	45 W	1400 RPM	750 cu.m/hr
12"	70 W	1400 RPM	1600 cu.m/hr



Silent Performance
Not sound



Powerful Motor
For effective weather control



FEATURES

- ⊕ Heavy duty capacitor motor for better energy efficiency
- ⊕ Aerodynamically designed & well balanced 3 leaf broad metal blades for excellent air thrust over a distance at minimum noise level
- ⊕ Heavy and large base with sturdy construction for better stability
- ⊕ 2 t soundone powder coated finish for 100% resistance to corrosion & durability for longer life
- ⊕ Close mesh guard for safety with matching guard ring for aesthetic look
- ⊕ Telescopic height adjustment
- ⊕ 3 speed rotary switch control
- ⊕ Vibration free operation



3 Speed Rotary
Switch control



Low Sound

SIZE	POWER	RPM
20"	160 W	1400



Pedestal Fan



Wall Mount Fan



Exhaust Fan


FEATURES

- ⊕ Heavier base to ensure absolute stability
- ⊕ Oscillation to 85° to cater to wider area
- ⊕ Lower power consumption
- ⊕ Heavy duty, completely enclosed, energy efficient double ball bearing induction motors
- ⊕ Metal frame with rubber mounting for silent operations
- ⊕ Dust resistant motor ensures longer life
- ⊕ Long lasting epoxy powder coating


Generally confirming to is & having iec registration




Appliances & Lighting Products



FRISSION
Water Heater



SUPREMUS GLS
Water Heater



KONIG
Led Cob Downlight



AVIDITE
Led Classic Bulb



R A M R A T N A G R O U P

RAM RATNA ELECTRICALS LTD.

Regd. Office :

305/A, Windsor Plaza, R. C. Dutt Road, Alkapuri, Vadodara - 390 007.

T : +91 - 265 - 2321 891 / 2 / 3 • F : +91 - 265 - 2321 894 • E : vadodara@rrglobal.in

Corp. Office :

Ram Ratna House, Oasis Complex, P. B. Marg, Worli, Mumbai - 400 013.

T : +91 - 22 - 2494 9009 / 2492 4144 • F : +91 - 22 - 2493 0203 • E : rrel@rrglobal.in

www.rrelectric.in

Customer Care Toll Free No: 18001032676

Service Co-ordinator: +91 9327553767 • Email: customercare@rrglobal.in

Terms & conditions apply. The products may differ as per catalog due to continuous improvements.
The colour shade of the Appliances shown may differ from the actual Appliances colour due to printing limitations.

Follow us on [f](#) | [in](#)